



EQUUS DESIGN

**Planning and equipment of equestrian facilities**

D-48346 Ostbevern  
Germany

Tel: +49 (0) 2532/9627-0

Fax: +49 (0) 2532/9627-28

mail@equusdesign.de  
www.equusdesign.de

## Our service includes following details:

The customer has the choice of a full service offer or just picking and choosing certain parts of the services on offer!

# 1

### on-site inspection & consultancy

What are the customers requirements, and what is feasible? We begin with fact finding and collecting of data at site. We refer to your questions and layout the corner stones of the facts of your building project.

on-site  
inspection

# 2

### the main site layout

In concrete terms: All considerations, ideas etc are drawn up in a site layout and introduced to the customer in a clear and simple way.

main site  
layout

# 3

### the functional plan

This phase of the planning designates who does what and how, the allotment of interior design. All of this is then brought together in a considered architecture.

functional  
plan

# 4

### application for building permission

Despite the red tape we will be there to assist you. Our professional team experienced in dealing with building authorities will keep you on the track to fulfilling your dream.

application  
for  
building  
permission



EQUUS DESIGN

1

### on-site inspection & consultancy

What are the customers requirements, and what is feasible? We begin with fact finding and collecting of data at site. We refer to your questions and layout the corner stones of the facts of your building project.



on-site  
inspection



#### At the “scene of events”– creating ideas from impressions:

the on-site inspection is more often than not indispensable. Our experienced eye can interoperate the guidelines being dictated by the area where the building is to take place.

Then who has the presence of mind when at the site to consider possibilities of site accessibility, water, drainage, emissions regulations, topography, existing flora, regulations of nature conservation and more?

All things considered we will work out the best and most feasible creation of the site.



# consultancy

**Consultancy –  
answering  
fundamental questions**

Is there a possibility of  
realisation? The basic  
requirements of  
building regulations will  
be considered and  
discussed.

**The target: to plan a  
feasible equine site,  
which is tailored to  
your needs.**

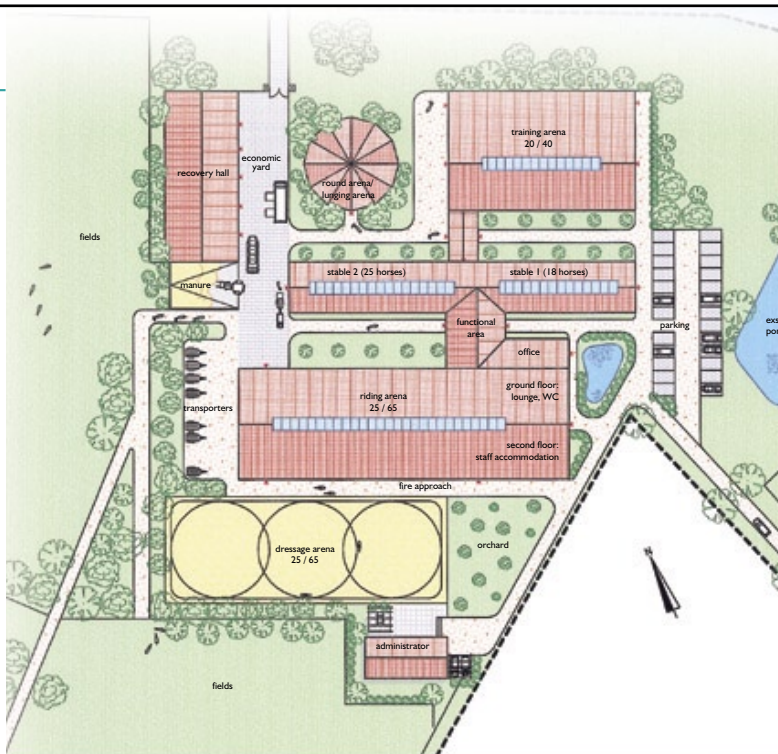
# the main site layout



## 2

### the main site layout

In concrete terms:  
All considerations, ideas etc  
are drawn up in a site layout  
and introduced to the customer in a clear and  
simple way.



# the main site layout

## The complete concept

The main site layout contains fundamental requirements and demands. These are then presented for the first time in a harmonic final concept.

1. appropriate horse management
2. optimal arrangement of buildings
3. functionality
4. attractive architecture
5. modern planning features
6. budget-orientated solutions

Therefore the main site layout is really more than only the clear outlining layout of the whole area.

You will find the clear concept including allotment of areas and integration of buildings. These providing the intelligent and ergonomic use of space. The main site layout gives you a certain impression of the position, alignment and dimension of the construction. Paths will be clearly marked out, extending green areas and planting areas could be determined.



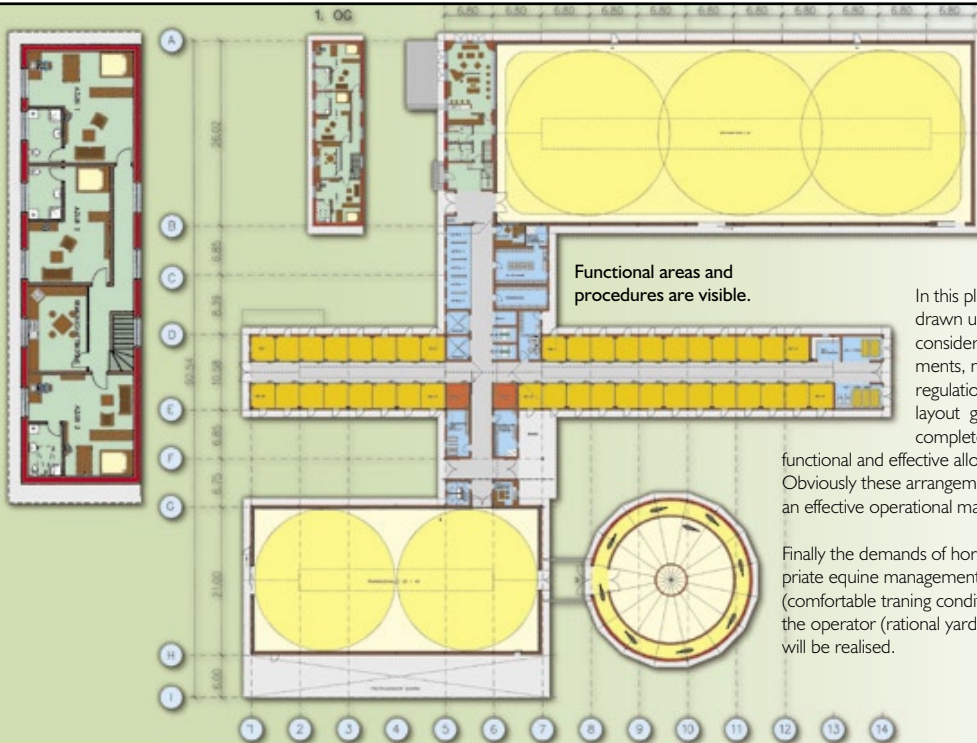
# the functional plan



# 3

## the functional plan

This phase of the planning designates who does what and how, the allotment of interior design. All of this is then brought together in a considered architecture.



This phase of the planning designates who does what and how, the allotment of interior design. All of this is then brought together in a considered architecture.

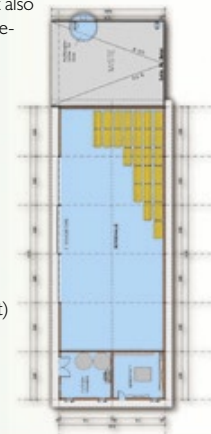
The synchronization of function and details provides a workable interior.

Functional areas and procedures are visible.

In this planning section a detailed draft layout is drawn up. This layout also considers basic requirements, norms and regulations. The draft layout gives you the complete insight into

functional and effective allotments. Obviously these arrangements allow an effective operational management.

Finally the demands of horses (appropriate equine management), the rider (comfortable training conditions) and the operator (rational yard management) will be realised.




Well developed layouts will enable an appealing and impressive architecture.

# the functional plan



If desired we offer additionally 3D elevations and models of the projects that allow customers a better experience of what we are planning.





EQUUS DESIGN

4

**application for  
building permission**

Despite the red tape we will be there to assist you. Our professional team experienced in dealing with building authorities will keep you on the track to fulfilling your dream.

application  
for  
building  
permission

Berechnung der Rohbaukosten

Eingang 124.650 m<sup>2</sup>

$A_1 = \pi \times (21,75)^2 \times 17,73$

$A_2 = \pi \times 17,73^2$

$A_3 = 124.650 \times 17,73$

Nutzfläche = 1.636,875 m<sup>2</sup>  
1.636,875 m<sup>2</sup> x 197 €

Nutzfläche = 172.891 m<sup>2</sup>  
172.891 m<sup>2</sup> x 720 €

Obergeschoss  
Nutzfläche = 143.653 m<sup>2</sup>  
143.653 m<sup>2</sup> x 720 €

74- Ställe/Bübe 20  
74,30 Nutzfläche x 1.129,11 €  
1.129,114 m<sup>2</sup> x 392 €

Umgebauter Raum Bewegungshalle  
Bergshalle

Item	Quantity	Unit Price	Total Price
...	...	...	...

The image is a composite graphic. On the left, three people (two men and one woman) are seated around a table, looking at architectural documents. In the center, there is a stylized globe with a blue and green color scheme. On the right, a man is shown in profile, talking on a white telephone while looking at a large architectural plan. The background is a light, textured surface with faint architectural drawings.

# application for building permission

There is no standardized international building law, so that every country will consider planning permission according to local building regulations.

We are able to plan equestrian facilities all over the world. The procedure of applying for planning permission to carry out the building is then carried out by a local architect. This can be an architect of your choice. We will work together with the local architect providing him with layouts, details, calculations etc... everything he requires to obtain local permission. The data we provide has to be gone over and presented in a style in compliance with local regulations.